




## 2020 OPEN GRAND FLORAL FLOAT COMPETITION



The City Government of Baguio and the Baguio Flower Festival Foundation Inc. invites you to participate in the much awaited Grand Float Parade!

May we please request that you fill out this application completely and return it on before **March 13, 2020** to the Secretariat Office:

You may also include additional information about your organization. Please note that supplemental materials cannot be returned.

This years' overall festival theme is **"BLOOMING THROUGH THE YEARS"**.

- Competitors may consider the festival theme in the overall design/concept however, please be advised that this is an **OPEN GRAND FLOAT COMPETITION**. Therefore, chosen final concept, design or theme is up to the competing entries. Float Parade entries and performers/contingents should promote and align with overall festival objectives and environmental advocacy. The Panagbenga Festival celebrates the season of blooming and the commemoration of Baguio's rise from the ruins of the 1990 earthquake and its progress, growth and development. As a member of the UNESCO's Creative Cities Network, the Festival's events and activities aim to promote Baguio and the Cordilleras, Philippine culture, traditions, arts, crafts, environmental protection, sustainable development, tourism, a sense of community and harmony. Consequently, entries are expected to foster these through various events, activities and performances, as well as its landscapes and floral floats **Chosen theme/concept for the floral floats must send a clear, singular or properly integrated message.**

Entries and Contingents are expected to send positive message to the community and to the public. The Organizing Committee reserves the right to not allow entries or contingents that may be perceived as against the best interest of the festival and those that may possibly negatively affect any of the purposes of the Festival.

- Kindly ensure that the concept chosen must not violate existing laws, ordinances and must not violate public morals, decency and propriety.
- **REGISTRATION OF FLOAT ENTRIES IS FREE OF CHARGE**

The Foundation may recommend or provide its listing of active float makers upon request.

Parties interested to participate may refer to the list of float makers or tap their own float maker/contractor or supplier.




Baguio Flower Festival  
Foundation, Inc.

Page 1



International Festivals & Events Association



## MECHANICS AND GUIDELINES:

### A. GENERAL GUIDELINES:


- All floats must at least be **90% decorated with natural materials and vegetation** as part of the judging criteria.
- Any artificial materials that will be used in the construction of the float (i.e.: florist foam, wires, plastic and etc.) **must not be visible**.
- Participants are welcome to use any vegetation (i.e.: flowers, moss, tree barks, vegetables) in the construction of the float.
- Participants **ARE ALLOWED TO DYE FLOWERS** and OTHER VEGETATION appropriate for the float design, but they may **NOT** use any type of paint.
- The company's name or logo as part of the float design and **SHOULD** be rendered IN FLOWERS or other NATURAL materials/vegetation.
- Streamers, banners and placards are **NOT** allowed on the floats.
- Float designs must ensure that the wheels of the float must not be seen.
- For those who intend to use sound system. It must be incorporated into the design and should not be seen.
- Persons on the float are considered part of the design and must thereof be **"in character"** or **"in costume"** to match the chosen float theme, concept or design.
- Participants must also take into consideration that their floats will be put on display after the parade and must therefore make that their float remains intact and presentable for the duration of the display.
- Decorated push carts, cars or bicycle shall not be considered as floats and shall not be allowed to participate in the parade.

### B. SIZE:

#### 1. SMALL FLOATS CATEGORY

- Floats must have a minimum dimension of **five (5) feet in height and five (5) feet in width** up to a maximum of **ten (10) feet in height and ten (10) feet in width**. The street size and overpass height along the parade route makes this requirement necessary. The minimum length of the float required is at least **twelve (12) feet up to a maximum of twenty (20) feet per entry**.
- The length of the float should be governed by the proper proportion for the design and should be constructed so that it will be able to make the 90 degree turn at intersections.
- **Designers must work within dimensional parameters provided.**
- Measurements of the floats shall be undertaken prior to the scheduled parade.
- One point shall be deducted for every one feet that is in excess of the maximum allowed for height, width and length.





## MECHANICS AND GUIDELINES:

### 2. BIG FLOATS CATEGORY

- Floats must have a **minimum dimension of (eleven) 11 feet in height and eleven (11) feet in width with a maximum of twelve (12) feet in height and twelve (12) feet in width.** The street size and overpass height along the parade route makes this requirement necessary. The minimum length of the float is required is at least twenty one (21) feet up to a maximum of forty (40) feet per entry.
- The length of the float should be governed by the proper proportion for the design and should be so constructed that it will be able to make the 90 degree turn at intersections.
- **Designers must work within dimensional parameters provided.**
- Measurements of the floats shall be undertaken prior to the scheduled parade.
- One point shall be deducted for every one feet that is in excess of the maximum per allowed for height, width and length. (Example: excess of a one feet on length, on width and on height or a total of 3 feet will mean 3point deduction)

### C. SAFETY:


- Decorative material on floats must be non – combustible or flame – retardant.
- Open flame devices are prohibited on the floats and at the parade route. The use of fuel – fired torches, candles or similar devices which can ignite the float are prohibited.
- Fireworks or other forms of pyro techniques are not permitted to be discharged.
- No smoking on or near any floats at any time.
- Throwing objects from the float is prohibited. Throwing of any object by the parade entrant is not permitted. Parade coordinators and parade marshals shall conduct inspection prior to the start of the parade to check the floats to ensure that this is complied with.
- No one may step on or off the float until it comes to a **COMPLETE** stop.
- An adult must be on the float to accompany the children. The ratio of adults to children must be adequate to provide for the safety of children below the age of 16.

### D. FLOATS:

- All entries **must** report to their designated starting area no later than **6:00 am** in order to receive instructions and line order. **The parade will begin promptly at 8am. Late comers will be disqualified from joining the parade and the competition.**
- All floats are required to carry an identification/entry number and displayed at all times to be judged. Floats entries being judged must have their identification clearly marked so as facilitate viewing by the judges.
- Floats must be capable of maintaining a minimum speed of 10km per hour under expected conditions.
- Forward motion must be maintained by all units during the parade. Floats or entries may not stop during the parade for any reasons unless otherwise directed by a Parade Marshall/Parade Coordinator.
- Any additional personnel **not** connected to or not necessary to the design of the float is limited to **4 persons** only and must maintain proper distance from the float so as to not detract from the aesthetic properties of the float.
- Entries must maintain at least twenty (20) to thirty (30) feet distance from each other.
- Floats experiencing difficulties must move to the side of the street so others may pass.
- If at any time a float holds up the parade due to mechanical or obstruction difficulty, the float will be **DISQUALIFIED**.







**MECHANICS AND GUIDELINES:**

**E. BASIS FOR ASSESSMENT/ JUDGING CRITERIA**

Creative Design	20%
Floral Craftsmanship	20%
Artistic Merit	15%
Floral and Color Presentation	20%
Dramatic Impact	25%
<hr/>	
<b>Total</b>	<b>100%</b>


- The winners shall be determined on the basis of the ranking based on the judges' rating.
- The judges' decisions shall be final and non – appealable
- Any concerns should be placed in writing and addressed to the Organizing Committee
- The Foundation welcomes donations of flowers and other materials for recycling for parties who intend to donate materials used in the Float AFTER THE PARADE.
- Details for the turnover of used flowers, potted plants may be arranged with the **Secretariat**.

**F. OTHER REMINDERS:**

**1. VEHICLES**

- All floats must be equipped with a fire extinguisher.
- Float beds must be sturdy and capable of carrying the weight to be imposed.
- Float vehicles should be properly registered and insured.
- The float vehicle must be properly serviced for gasoline, water, oil, brakes, tires and battery prior to entry into the parade.
- NO extra gasoline, other than in the vehicle's tank, can be carried on the float vehicle.
- Proper clearance of materials from around the wheels of the vehicles must be incorporated to avoid any materials being caught in them.
- Drivers must possess a valid license and be adequately trained to drive their float. Drivers must be a minimum of 18 years of age.
- Once the float is in position in the assembly area, a driver and representative/authorized coordinators must be in attendance at all times in the event there are questions, problems or if the float needs to be moved.
- Be sure that the operator (driver) has a clear field of view. The driver must have a wide field of view to avoid other floats and the crowd. If you have to back – up your parade float, have sufficient personnel to guide the float.
- No children under 12 will be permitted to ride on a float without adult supervision.
- All passengers standing or sitting on the float must be wearing a safety belt or have handholds or other support while the float is moving.
- No riders will be allowed to ride on the edge of the float. Any float with riders or articles hanging over the edge, before or during the parade will be subject to removal from the line of march.





## 2. DRIVERS

- All drivers must have a current driver's license and a copy of a valid vehicle insurance verification at the time of the parade.
- No person operating a vehicle or other moving equipment shall be permitted to operate a cellular device, via texting, browsing while in the parade route.
- All drivers must have a clear and unobstructed view in all directions.
- All drivers must have complete control of moving equipment at all times.
- All drivers must maintain a forward motion at all times. Drivers cannot slowdown in order to speedup.

## 3. PARTICIPANTS

- Participants cannot break from the line to shake hands with the public. They must stay with their group or contingent. Marshals have been authorized to remind the participants to ensure this is followed.
- The use of animals on the Float or contingents is prohibited.
- All persons riding on floats or vehicles shall only do so in a safe and reasonable manner, taking into consideration the movement of the floats and vehicles.
- No participants may leave the float, vehicle or entry at any time prior to the conclusion of the parade route. (They may not switch from riding the float to walking to riding the float again)
- Participants are required to yield right of way to all emergency vehicles.
- Under no circumstances are items to be thrown or tossed anywhere along the parade route.
- Smoking is not allowed at any point or area in the parade route.
- No open flames are permitted on floats or vehicles.
- Individuals riding on the float must be situated in a secure location, (Seated or provided with a secure handhold e.g railing, pole, handle).
- Participants are not allowed to distribute any flier or merchandise at the parade route for crowd management purposes.
- Marshals have been authorized to inspect the float prior to the start of the parade.
- The Foundation reserves the right to not allow contingents that violate overall guidelines, including use of promotional materials / logos, banners, that are not authorized by the Organizing Committee

A decision on whether to accept an entry will be based on overall consideration of both the positive and possible negative effects to the festival.

The Organizing Committee reserves the right to determine if entry applications are consistent with the objectives and advocacies of the festival. Any parade day deviations from the originally accepted application, violations of the stated guidelines or inappropriate behavior and gross misconduct could result in the entries' and participating contingents' exclusion from the Float Parade.

The Organizing Committee reserves the right to ban in perpetuity any entry, contingent, participant demonstrating unsportsmanlike conduct, gross misconduct, disrespect, acts violating safety, peace, goodwill, integrity and honesty, and other acts deemed by the Committee.

**Property of the Baguio Flower Festival Foundation. The Foundation reserves the right to amend any guideline prior to the final briefing for all float participants.**




Baguio Flower Festival  
Foundation, Inc.

Page 5



International Festivals & Events Association





# REGISTRATION FORM

DATE OF APPLICATION: \_\_\_\_\_

NAME OF COMPANY/ ORGANIZATION:	
CATEGORY (PLEASE INDICATE IF BIG FLOAT OR SMALL FLOAT)	
ADDRESS:	
NAME OF PERSON IN CHARGE:	
CONTACT NUMBER/S	
E – MAIL ADDRESS:	
ALTERNATE PERSON IN CHARGE:	
CONTACT NUMBER/S	
E – MAIL ADDRESS:	
FLOAT MAKER	
CONTACT NUMBER OF FLOAT MAKER	
CHEQUE PAYEE (FOR COMPETITION PRIZES, WHEN APPLICABLE)	
REQUIREMENTS:	
<ul style="list-style-type: none"> <li>• FLOAT DESIGN, FLOAT CONCEPT</li> <li>• DETAILS OF ALL FLOWERS</li> <li>• 5 2x2 PICTURE FOR FLOAT COORDINATORS</li> </ul>	

### \*PLEASE ATTACH THE FOLLOWING

- Float design with specifications of flowers used
- Float concept and description (in paragraph form).
- Details of ALL FLOWERS/ Materials used in the float.

**NOTE:** Once a float design has been approved, the applicant may not make any changes to the design and specification of the float. Should any alteration be undertaken from the submitted and approved design of the float without prior approval from the Foundation, the float will be disqualified and will not be included in the parade.

- CUT OFF FOR THE SUBMISSION OF REGISTRATION FORMS AND FINAL ENTRIES MUST BE MADE ON OR BEFORE MARCH 13, 2020. Attendance is Mandatory for all entries in the briefing scheduled on MARCH 13, 2020 at the Gilligan’s Restaurant at 2:00 P.M.
- ALL float entries must be at the parade starting point along Panagbenga Park South Drive Baguio City, not later than 6:00 AM on Sunday, March 29, 2020. Late entries shall be disqualified. The parade will start promptly at 8:00 AM.



Baguio Flower Festival Foundation, Inc.


Page 6



International Festivals & Events Association







**PRIZES:**

**SMALL FLOAT CATEGORY**

1 <sup>ST</sup> PRIZE	PHP	200,000.00
2 <sup>ND</sup> PRIZE		150,000.00
3 <sup>RD</sup> PRIZE		100,000.00

**BIG FLOAT CATEGORY**

1 <sup>ST</sup> PRIZE	PHP	500,000.00
2 <sup>ND</sup> PRIZE		300,000.00
3 <sup>RD</sup> PRIZE		200,000.00



Baguio Flower Festival  
Foundation, Inc.

Page 7



International Festivals & Events Association

